



Round 5 : July 14 - 16

Morgan Park Raceway



bLU cRU OCEANIA JUNIOR CUP

Qualifying 2

Date: 15/07/23
 Event: Q08
 Weather: Sunny - Temp: 20.4C
 Track: Dry - Temp: 34.1C

Started at: 14:26:17
 Laps: 20 Min
 Starters: 18
 Posted at: 14:52

PROVISIONAL CLASSIFICATION

Pos	No	Name	Machine	Fastest Lap	On Lap	Behind Leader	Behind Prev	Top Speed
1	42	Riley NAUTA (QLD) / bLU cRU Yamaha / FIM Oceania / MA / Ricondi / Yamalube / Dunlop / Shark	Yamaha YZF-R15	1:35.457	10 of 13			138
2	74	Bodie PAIGE (QLD) / bLU cRU Yamaha / FIM Oceania / MA / Ricondi / Yamalube / Dunlop / Shark	Yamaha YZF-R15	1:35.538	10 of 13	.081	.081	137
3	69	Archie SCHMIDT (SA) / bLU cRU Yamaha / FIM Oceania / MA / Ricondi / Yamalube / Dunlop / Shark	Yamaha YZF-R15	1:35.796	10 of 13	.339	.258	138
4	55	Jake PAIGE (QLD) / bLU cRU Yamaha / FIM Oceania / MA / Ricondi / Yamalube / Dunlop / Shark	Yamaha YZF-R15	1:36.633	5 of 13	1.176	.837	136
5	23	Jed FYFFE (NSW) / bLU cRU Yamaha / FIM Oceania / MA / Ricondi / Yamalube / Dunlop / Shark	Yamaha YZF-R15	1:36.759	8 of 12	1.302	.126	134
6	40	Hunter CORNEY (QLD) / bLU cRU Yamaha / FIM Oceania / MA / Ricondi / Yamalube / Dunlop / Shark	Yamaha YZF-R15	1:36.942	7 of 13	1.485	.183	135
7	73	Hunter CHARLETT (VIC) / bLU cRU Yamaha / FIM Oceania / MA / Ricondi / Yamalube / Dunlop / Shark	Yamaha YZF-R15	1:37.584	5 of 12	2.127	.642	137
8	17	Haydn FORDYCE (VIC) / bLU cRU Yamaha / FIM Oceania / MA / Ricondi / Yamalube / Dunlop / Shark	Yamaha YZF-R15	1:37.643	4 of 13	2.186	.059	137
9	37	Alexander CODEY (NSW) / bLU cRU Yamaha / FIM Oceania / MA / Ricondi / Yamalube / Dunlop / Shark	Yamaha YZF-R15	1:37.709	10 of 12	2.252	.066	136
10	43	John PELGRAVE (QLD) / bLU cRU Yamaha / FIM Oceania / MA / Ricondi / Yamalube / Dunlop / Shark	Yamaha YZF-R15	1:37.732	10 of 12	2.275	.023	136
11	61	Ella McCausland (VIC) / bLU cRU Yamaha / FIM Oceania / MA / Ricondi / Yamalube / Dunlop / Shark	Yamaha YZF-R15	1:37.795	8 of 12	2.338	.063	135
12	20	Isaac AYAD (NSW) / bLU cRU Yamaha / FIM Oceania / MA / Ricondi / Yamalube / Dunlop / Shark	Yamaha YZF-R15	1:38.134	4 of 13	2.677	.339	137
13	11	Nikolas LAZOS (VIC) / bLU cRU Yamaha / FIM Oceania / MA / Ricondi / Yamalube / Dunlop / Shark	Yamaha YZF-R15	1:38.418	5 of 12	2.961	.284	136
14	99	Nixon FROST (VIC) / bLU cRU Yamaha / FIM Oceania / MA / Ricondi / Yamalube / Dunlop / Shark	Yamaha YZF-R15	1:38.681	8 of 12	3.224	.263	133
15	18	Elijah ANDREW (NSW) / bLU cRU Yamaha / FIM Oceania / MA / Ricondi / Yamalube / Dunlop / Shark	Yamaha YZF-R15	1:38.817	10 of 12	3.360	.136	136
16	26	Oscar LEWIS (NSW) / bLU cRU Yamaha / FIM Oceania / MA / Ricondi / Yamalube / Dunlop / Shark	Yamaha YZF-R15	1:38.818	11 of 12	3.361	.001	134
17	31	Ethan JOHNSON (VIC) / bLU cRU Yamaha / FIM Oceania / MA / Ricondi / Yamalube / Dunlop / Shark	Yamaha YZF-R15	1:39.144	7 of 12	3.687	.326	136
18	16	Rossi McADAM (WA) / bLU cRU Yamaha / FIM Oceania / MA / Ricondi / Yamalube / Dunlop / Shark	Yamaha YZF-R15	1:40.334	2 of 12	4.877	1.190	134

New qualifying record for OJC class - Previous: 1:35.743 by Bodie PAIGE (QLD) on a Yamaha YZF-R15 set on 15/07/23

The results are provisional until the end of the time limit for protests and appeals.

Chief Timekeeper - Scott Lain

Race Director - Tom Williams





Round 5 : July 14 - 16

Morgan Park Raceway



ASBK.COM.AU f t i y

bLU cRU OCEANIA JUNIOR CUP

Qualifying 2

Date: 15/07/23
 Event: Q08
 Weather: Sunny - Temp: 20.4C
 Track: Dry - Temp: 34.1C

Started at: 14:26:17
 Laps: 20 Min
 Starters: 18
 Posted at: 14:52

PROVISIONAL LAP TIMES

No	Name	Lap 1	Lap 2	Lap 3	Lap 4	Lap 5	Lap 6	Lap 7	Lap 8	Lap 9	Lap 10	Lap 11	Lap 12	Lap 13
11	Nikolas LAZOS (VIC)	1:46.114	1:39.217	1:39.017	1:39.303	1:38.418	1:41.460	1:40.220	1:40.448	1:43.530	1:40.551	1:40.980	1:41.095	
16	Rossi McADAM (WA)	1:46.567	1:40.334	1:40.626	1:41.391	1:41.556	1:41.310	1:41.100	1:41.626	1:42.136	1:42.246	1:41.120	1:41.821	
17	Haydn FORDYCE (VIC)	1:45.220	1:39.265	1:38.527	1:37.643	1:37.737	1:38.621	1:38.165	1:39.637	1:37.776	1:38.559	1:39.892	1:44.295	1:43.216
18	Elijah ANDREW (NSW)	2:21.846	1:41.627	1:40.515	1:39.786	1:39.220	1:39.630	1:38.905	1:40.084	1:39.264	1:38.817	1:39.139	1:39.791	
20	Isaac AYAD (NSW)	1:46.719	1:39.294	1:38.693	1:38.134	1:38.325	1:38.729	1:38.882	1:38.507	1:38.715	1:39.041	1:39.942	1:40.465	1:42.921
23	Jed FYFFE (NSW)	2:27.110	1:38.016	1:38.889	1:38.968	1:38.080	1:37.246	1:37.481	1:36.759	1:37.495	1:38.708	1:36.963	1:37.295	
26	Oscar LEWIS (NSW)	2:20.613	1:41.154	1:40.313	1:40.722	1:39.836	1:39.442	1:39.260	1:39.124	1:39.592	1:38.831	1:38.818	1:39.126	
31	Ethan JOHNSON (VIC)	2:20.181	1:41.400	1:40.404	1:41.128	1:39.531	1:39.668	1:39.144	1:43.632	1:39.367	1:39.591	1:39.467	1:39.768	
37	Alexander CODEY (NSW)	2:41.891	1:39.393	1:38.780	1:39.874	1:37.796	1:40.369	1:38.244	1:37.757	1:37.829	1:37.709	1:38.370	1:38.810	
40	Hunter CORNEY (QLD)	1:50.510	1:38.282	1:38.154	1:37.730	1:37.344	1:37.833	1:36.942	1:37.946	1:37.818	1:39.063	1:40.364	1:40.280	1:39.264
42	Riley NAUTA (QLD)	1:48.445	1:37.746	1:38.230	1:36.208	1:37.647	1:36.481	1:36.475	1:36.423	1:38.147	1:35.457	1:36.680	1:37.648	1:38.063
43	John PELGRAVE (QLD)	2:41.971	1:38.991	1:39.227	1:39.275	1:38.443	1:38.060	1:38.255	1:37.858	1:37.931	1:37.732	1:37.737	1:37.847	
55	Jake PAIGE (QLD)	1:42.491	1:38.590	1:37.616	1:37.141	1:36.633	1:37.613	1:37.542	1:37.495	1:37.354	1:37.501	1:37.295	1:38.512	1:37.162
61	Ella McCAUSLAND (VIC)	2:41.015	1:39.976	1:39.046	1:39.188	1:38.927	1:39.742	1:38.360	1:37.795	1:37.865	1:42.616	1:39.175	1:39.319	
69	Archie SCHMIDT (SA)	1:45.143	1:38.875	1:38.177	1:37.922	1:37.459	1:36.918	1:36.402	1:36.731	1:37.408	1:35.796	1:36.604	1:38.078	1:37.154
73	Hunter CHARLETT (VIC)	1:45.510	1:39.662	1:38.478	1:37.593	1:37.584	1:38.170	1:38.162	1:39.993	1:38.509	1:38.317	1:39.128	1:40.704	
74	Bodie PAIGE (QLD)	1:42.456	1:38.535	1:37.800	1:36.949	1:36.244	1:36.632	1:36.588	1:37.711	1:42.015	1:35.538	1:38.452	1:36.609	1:37.098
99	Nixon FROST (VIC)	2:14.414	1:41.704	1:41.308	1:40.710	1:39.434	1:39.391	1:39.251	1:38.681	1:39.416	1:39.719	1:40.537	1:40.230	

The results are provisional until the end of the time limit for protests and appeals.

Scott Lain
 Chief Timekeeper - Scott Lain

Tom Williams
 Race Director - Tom Williams



www.computime.com.au
 COMPUTIME RACE TIMING SYSTEMS PTY LTD





Round 5 : July 14 - 16

Morgan Park Raceway



ASBK.COM.AU f t i y

bLU cRU OCEANIA JUNIOR CUP

Qualifying 2

Date: 15/07/23
 Event: Q08
 Weather: Sunny - Temp: 20.4C
 Track: Dry - Temp: 34.1C

Started at: 14:26:17
 Laps: 20 Min
 Starters: 18
 Posted at: 14:52

PROVISIONAL SPLIT TIMES

Lap	Split 1	Split 2	Split 3	Lap Time	Spd	Lap	Split 1	Split 2	Split 3	Lap Time	Spd
11 Nikolas LAZOS (VIC) (13th)						2	35.378	35.458	30.791	1:41.627	131
1	39.335	35.534	31.245	1:46.114		3	34.720	35.223	30.572	1:40.515	131
2	33.889	35.110	30.218	1:39.217	134	4	34.587	35.023	30.176	1:39.786	131
3	33.772	34.722	30.523	1:39.017	136	5	34.266	34.622	30.332	1:39.220	136
4	34.262	34.757	30.284	1:39.303	133	6	34.273	34.678	30.679	1:39.630	136
5	33.807	34.601	30.010	1:38.418	132	7	34.072	34.628	30.205	1:38.905	136
6	33.489	37.350	30.621	1:41.460	134	8	34.922	34.829	30.333	1:40.084	136
7	33.880	35.317	31.023	1:40.220	131	9	34.200	34.786	30.278	1:39.264	134
8	34.732	34.863	30.853	1:40.448	130	10	33.743	34.604	30.470	1:38.817	134
9	35.986	36.236	31.308	1:43.530	129	11	34.046	34.547	30.546	1:39.139	133
10	34.165	35.248	31.138	1:40.551	129	12	34.240	34.701	30.850	1:39.791	130
11	34.467	35.144	31.369	1:40.980	128	20 Isaac AYAD (NSW) (12th)					
12	34.763	35.309	31.023	1:41.095	126	1	40.227	34.765	31.727	1:46.719	
16 Rossi McADAM (WA) (18th)						2	34.447	34.573	30.274	1:39.294	135
1	39.167	35.512	31.888	1:46.567		3	33.415	35.191	30.087	1:38.693	135
2	34.806	34.949	30.579	1:40.334	134	4	33.621	34.317	30.196	1:38.134	137
3	34.526	35.323	30.777	1:40.626	133	5	33.547	34.570	30.208	1:38.325	133
4	35.188	35.047	31.156	1:41.391	132	6	33.909	34.634	30.186	1:38.729	133
5	35.273	35.342	30.941	1:41.556	129	7	34.106	34.398	30.378	1:38.882	135
6	34.867	35.274	31.169	1:41.310	130	8	33.800	34.492	30.215	1:38.507	133
7	34.697	35.140	31.263	1:41.100	129	9	33.821	34.414	30.480	1:38.715	132
8	35.003	35.501	31.122	1:41.626	128	10	33.927	34.593	30.521	1:39.041	133
9	35.421	35.651	31.064	1:42.136	128	11	34.175	35.240	30.527	1:39.942	132
10	35.652	35.418	31.176	1:42.246	129	12	34.963	34.642	30.860	1:40.465	129
11	34.919	35.049	31.152	1:41.120	129	13	34.985	35.070	32.866	1:42.921	131
12	35.131	35.523	31.167	1:41.821	126	23 Jed FYFFE (NSW) (5th)					
17 Haydn FORDYCE (VIC) (8th)						1	1:20.995	35.503	30.612	2:27.110	
1	38.695	35.858	30.667	1:45.220		2	34.049	34.116	29.851	1:38.016	131
2	34.285	34.858	30.122	1:39.265	135	3	33.578	34.801	30.510	1:38.889	133
3	33.935	34.680	29.912	1:38.527	133	4	33.396	34.739	30.833	1:38.968	134
4	33.756	34.415	29.472	1:37.643	133	5	34.076	34.053	29.951	1:38.080	134
5	33.490	34.468	29.779	1:37.737	137	6	33.459	33.920	29.867	1:37.246	134
6	33.701	34.635	30.285	1:38.621	135	7	33.107	34.477	29.897	1:37.481	133
7	33.675	34.422	30.068	1:38.165	132	8	33.161	33.806	29.792	1:36.759	132
8	34.443	34.961	30.233	1:39.637	131	9	33.338	34.069	30.088	1:37.495	133
9	33.684	34.123	29.969	1:37.776	132	10	33.749	34.644	30.315	1:38.708	133
10	33.930	34.522	30.107	1:38.559	133	11	33.394	33.582	29.987	1:36.963	132
11	34.418	34.924	30.550	1:39.892	131	12	33.468	33.828	29.999	1:37.295	130
12	36.670	35.654	31.971	1:44.295	127	26 Oscar LEWIS (NSW) (16th)					
13	35.575	35.492	32.149	1:43.216	125	1	1:13.284	36.459	30.870	2:20.613	
18 Elijah ANDREW (NSW) (15th)						2	35.245	35.184	30.725	1:41.154	130
1	1:13.060	37.451	31.335	2:21.846		3	34.844	34.941	30.528	1:40.313	133

Scott Lain
 Chief Timekeeper - Scott Lain

Tom Williams
 Race Director - Tom Williams





Round 5 : July 14 - 16

Morgan Park Raceway



ASBK.COM.AU f t i y

bLU cRU OCEANIA JUNIOR CUP

Qualifying 2

Date: 15/07/23
 Event: Q08
 Weather: Sunny - Temp: 20.4C
 Track: Dry - Temp: 34.1C

Started at: 14:26:17
 Laps: 20 Min
 Starters: 18
 Posted at: 14:52

PROVISIONAL SPLIT TIMES

Lap	Split 1	Split 2	Split 3	Lap Time	Spd	Lap	Split 1	Split 2	Split 3	Lap Time	Spd
4	34.732	35.155	30.835	1:40.722	134	7	33.038	33.925	29.979	1:36.942	133
5	34.572	34.909	30.355	1:39.836	130	8	33.240	34.445	30.261	1:37.946	133
6	34.029	34.954	30.459	1:39.442	132	9	33.252	34.219	30.347	1:37.818	131
7	34.133	34.535	30.592	1:39.260	131	10	34.295	34.106	30.662	1:39.063	132
8	34.236	34.607	30.281	1:39.124	130	11	34.406	35.455	30.503	1:40.364	134
9	34.135	34.903	30.554	1:39.592	132	12	34.278	34.782	31.220	1:40.280	131
10	34.035	34.545	30.251	1:38.831	131	13	34.211	34.371	30.682	1:39.264	129
11	34.044	34.311	30.463	1:38.818	131	42 Riley NAUTA (QLD) (1st)					
12	34.151	34.626	30.349	1:39.126	129	1	44.285	34.144	30.016	1:48.445	
31 Ethan JOHNSON (VIC) (17th)						2	33.273	34.353	30.120	1:37.746	133
1	1:12.639	36.007	31.535	2:20.181		3	33.731	34.154	30.345	1:38.230	138
2	35.470	35.112	30.818	1:41.400	129	4	32.886	33.822	29.500	1:36.208	137
3	34.805	34.909	30.690	1:40.404	129	5	33.683	34.259	29.705	1:37.647	134
4	35.147	35.037	30.944	1:41.128	130	6	32.761	33.621	30.099	1:36.481	135
5	34.664	34.634	30.233	1:39.531	132	7	33.117	33.511	29.847	1:36.475	136
6	34.282	34.669	30.717	1:39.668	130	8	32.946	33.689	29.788	1:36.423	136
7	34.197	34.342	30.605	1:39.144	136	9	33.705	34.458	29.984	1:38.147	131
8	35.738	36.723	31.171	1:43.632	135	10	32.723	33.188	29.546	1:35.457	135
9	34.307	34.611	30.449	1:39.367	131	11	32.848	33.770	30.062	1:36.680	138
10	34.201	34.832	30.558	1:39.591	133	12	33.386	33.935	30.327	1:37.648	132
11	34.321	34.437	30.709	1:39.467	130	13	33.985	33.598	30.480	1:38.063	126
12	34.332	34.558	30.878	1:39.768	128	43 John PELGRAVE (QLD) (10th)					
37 Alexander CODEY (NSW) (9th)						1	1:36.513	35.104	30.354	2:41.971	
1	1:36.092	35.050	30.749	2:41.891		2	33.841	34.506	30.644	1:38.991	134
2	34.400	34.309	30.684	1:39.393	129	3	34.049	34.721	30.457	1:39.227	128
3	34.116	34.322	30.342	1:38.780	135	4	33.839	34.959	30.477	1:39.275	136
4	34.191	35.120	30.563	1:39.874	129	5	33.556	34.582	30.305	1:38.443	135
5	33.538	34.039	30.219	1:37.796	135	6	33.437	34.412	30.211	1:38.060	135
6	34.120	36.376	29.873	1:40.369	130	7	33.517	34.449	30.289	1:38.255	129
7	33.860	34.401	29.983	1:38.244	134	8	33.494	34.243	30.121	1:37.858	129
8	33.713	34.238	29.806	1:37.757	136	9	33.520	34.295	30.116	1:37.931	131
9	33.785	34.312	29.732	1:37.829	136	10	33.500	34.044	30.188	1:37.732	131
10	33.355	34.265	30.089	1:37.709	135	11	33.552	34.081	30.104	1:37.737	129
11	33.918	34.356	30.096	1:38.370	129	12	33.613	34.100	30.134	1:37.847	129
12	33.703	34.567	30.540	1:38.810	128	55 Jake PAIGE (QLD) (4th)					
40 Hunter CORNEY (QLD) (6th)						1	36.917	34.873	30.701	1:42.491	
1	45.241	34.691	30.578	1:50.510		2	34.094	34.482	30.014	1:38.590	132
2	33.453	34.512	30.317	1:38.282	132	3	33.771	33.737	30.108	1:37.616	133
3	33.463	34.406	30.285	1:38.154	132	4	33.739	33.851	29.551	1:37.141	132
4	33.608	33.993	30.129	1:37.730	132	5	33.358	33.637	29.638	1:36.633	135
5	33.138	34.160	30.046	1:37.344	133	6	33.445	34.085	30.083	1:37.613	136
6	33.385	34.272	30.176	1:37.833	135	7	33.554	33.988	30.000	1:37.542	133

Scott Lain
 Chief Timekeeper - Scott Lain

Tom Williams
 Race Director - Tom Williams





Round 5 : July 14 - 16

Morgan Park Raceway



ASBK.COM.AU f t i y

bLU cRU OCEANIA JUNIOR CUP

Qualifying 2

Date: 15/07/23
 Event: Q08
 Weather: Sunny - Temp: 20.4C
 Track: Dry - Temp: 34.1C

Started at: 14:26:17
 Laps: 20 Min
 Starters: 18
 Posted at: 14:52

PROVISIONAL SPLIT TIMES

Lap	Split 1	Split 2	Split 3	Lap Time	Spd	Lap	Split 1	Split 2	Split 3	Lap Time	Spd
8	33.396	33.896	30.203	1:37.495	133	4	33.532	34.172	29.889	1:37.593	134
9	33.440	33.880	30.034	1:37.354	131	5	33.709	34.171	29.704	1:37.584	135
10	33.344	34.011	30.146	1:37.501	132	6	33.687	34.426	30.057	1:38.170	137
11	33.424	33.789	30.082	1:37.295	132	7	33.469	34.697	29.996	1:38.162	134
12	33.716	34.295	30.501	1:38.512	130	8	34.701	35.203	30.089	1:39.993	133
13	33.632	33.261	30.269	1:37.162	135	9	33.829	34.574	30.106	1:38.509	134
61 Ella McCausland (VIC) (11th)						10	33.693	34.621	30.003	1:38.317	134
1	1:26.050	44.278	30.687	2:41.015		11	34.271	34.459	30.398	1:39.128	134
2	34.255	35.121	30.600	1:39.976	129	12	35.002	34.912	30.790	1:40.704	129
3	34.211	34.837	29.998	1:39.046	134	74 Bodie PAIGE (QLD) (2nd)					
4	34.596	34.391	30.201	1:39.188	132	1	36.424	35.018	31.014	1:42.456	
5	34.098	34.887	29.942	1:38.927	132	2	34.502	34.053	29.980	1:38.535	130
6	33.815	36.215	29.712	1:39.742	135	3	33.494	34.153	30.153	1:37.800	131
7	34.290	34.041	30.029	1:38.360	131	4	33.278	33.761	29.910	1:36.949	137
8	34.039	33.997	29.759	1:37.795	132	5	32.906	33.635	29.703	1:36.244	132
9	33.947	34.104	29.814	1:37.865	133	6	32.947	33.798	29.887	1:36.632	133
10	34.883	36.437	31.296	1:42.616	133	7	32.963	33.772	29.853	1:36.588	132
11	34.089	34.662	30.424	1:39.175	128	8	33.341	34.078	30.292	1:37.711	131
12	34.009	34.724	30.586	1:39.319	129	9	33.625	35.549	32.841	1:42.015	130
69 Archie SCHMIDT (SA) (3rd)						10	32.757	33.381	29.400	1:35.538	133
1	38.518	35.786	30.839	1:45.143		11	35.037	33.646	29.769	1:38.452	135
2	34.162	34.523	30.190	1:38.875	134	12	32.780	33.630	30.199	1:36.609	131
3	33.878	34.310	29.989	1:38.177	133	13	33.013	33.626	30.459	1:37.098	129
4	33.743	34.137	30.042	1:37.922	132	99 Nixon FROST (VIC) (14th)					
5	33.661	33.942	29.856	1:37.459	133	1	1:05.664	36.634	32.116	2:14.414	
6	33.080	33.885	29.953	1:36.918	135	2	35.343	35.470	30.891	1:41.704	127
7	33.111	33.683	29.608	1:36.402	133	3	34.913	35.538	30.857	1:41.308	128
8	33.629	33.400	29.702	1:36.731	134	4	34.762	35.279	30.669	1:40.710	128
9	33.523	33.957	29.928	1:37.408	133	5	34.215	34.702	30.517	1:39.434	130
10	33.235	33.327	29.234	1:35.796	137	6	34.121	34.874	30.396	1:39.391	130
11	33.057	33.822	29.725	1:36.604	138	7	34.033	35.161	30.057	1:39.251	130
12	33.745	34.335	29.998	1:38.078	134	8	33.769	34.449	30.463	1:38.681	133
13	33.541	33.570	30.043	1:37.154	134	9	34.180	34.805	30.431	1:39.416	130
73 Hunter CHARLETT (VIC) (7th)						10	34.326	34.734	30.659	1:39.719	131
1	38.139	36.272	31.099	1:45.510		11	34.805	34.737	30.995	1:40.537	129
2	34.383	34.581	30.698	1:39.662	137	12	34.499	34.991	30.740	1:40.230	128
3	33.821	34.668	29.989	1:38.478	133						

The results are provisional until the end of the time limit for protests and appeals.

Scott Lain
 Chief Timekeeper - Scott Lain

Tom Williams
 Race Director - Tom Williams



www.computime.com.au
 COMPUTIME RACE TIMING SYSTEMS PTY LTD





Round 5 : July 14 - 16 Morgan Park Raceway



ASBK.COM.AU

bLU cRU OCEANIA JUNIOR CUP Qualifying 2

Date: 15/07/23
Event: Q08
Weather: Sunny - Temp: 20.4C
Track: Dry - Temp: 34.1C

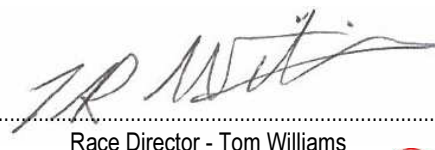
Started at: 14:26:17
Laps: 20 Min
Starters: 18
Posted at: 14:52

PROVISIONAL FASTEST LAPS SEQUENCE

Race Time	No	Name	Machine	Fastest Lap	On Lap
1:42.456	74	Bodie PAIGE (QLD)	Yamaha YZF-R15	1:42.456	1
3:20.991	74	Bodie PAIGE (QLD)	Yamaha YZF-R15	1:38.535	2
3:26.191	42	Riley NAUTA (QLD)	Yamaha YZF-R15	1:37.746	2
4:58.697	55	Jake PAIGE (QLD)	Yamaha YZF-R15	1:37.616	3
6:35.740	74	Bodie PAIGE (QLD)	Yamaha YZF-R15	1:36.949	4
6:40.629	42	Riley NAUTA (QLD)	Yamaha YZF-R15	1:36.208	4
16:20.468	74	Bodie PAIGE (QLD)	Yamaha YZF-R15	1:35.538	10
16:21.259	42	Riley NAUTA (QLD)	Yamaha YZF-R15	1:35.457	10

The results are provisional until the end of the time limit for protests and appeals.


Chief Timekeeper - Scott Lain


Race Director - Tom Williams



www.computime.com.au
COMPUTIME RACE TIMING SYSTEMS PTY LTD





Round 5 : July 14 - 16

Morgan Park Raceway



ASBK.COM.AU f t i y

bLU cRU OCEANIA JUNIOR CUP

Qualifying 2

Date: 15/07/23
 Event: Q08
 Weather: Sunny - Temp: 20.4C
 Track: Dry - Temp: 34.1C

Started at: 14:26:17
 Laps: 20 Min
 Starters: 18
 Posted at: 14:52

PROVISIONAL BEST PARTIAL TIMES

Pos	Split 1		Split 2		Split 3		LAP		
	Name	Time	Name	Time	Name	Time	Name	Ideal	Fastest
1	R. NAUTA	32.723	R. NAUTA	33.188	A. SCHMIDT	29.234	R. NAUTA	1:35.411	1:35.457
2	B. PAIGE	32.757	J. PAIGE	33.261	B. PAIGE	29.400	B. PAIGE	1:35.538	1:35.538
3	H. CORNEY	33.038	A. SCHMIDT	33.327	H. FORDYCE	29.472	A. SCHMIDT	1:35.618	1:35.796
4	A. SCHMIDT	33.057	B. PAIGE	33.381	R. NAUTA	29.500	J. PAIGE	1:36.156	1:36.633
5	J. FYFFE	33.107	J. FYFFE	33.582	J. PAIGE	29.551	J. FYFFE	1:36.481	1:36.759
6	J. PAIGE	33.344	H. CORNEY	33.925	H. CHARLETT	29.704	H. CORNEY	1:36.942	1:36.942
7	A. CODEY	33.355	E. McCAUSLAND	33.997	E. McCAUSLAND	29.712	H. FORDYCE	1:37.085	1:37.643
8	I. AYAD	33.415	A. CODEY	34.039	A. CODEY	29.732	A. CODEY	1:37.126	1:37.709
9	J. PELGRAVE	33.437	J. PELGRAVE	34.044	J. FYFFE	29.792	H. CHARLETT	1:37.344	1:37.584
10	H. CHARLETT	33.469	H. FORDYCE	34.123	H. CORNEY	29.979	E. McCAUSLA	1:37.524	1:37.795
11	N. LAZOS	33.489	H. CHARLETT	34.171	N. LAZOS	30.010	J. PELGRAVE	1:37.585	1:37.732
12	H. FORDYCE	33.490	O. LEWIS	34.311	N. FROST	30.057	I. AYAD	1:37.819	1:38.134
13	E. ANDREW	33.743	I. AYAD	34.317	I. AYAD	30.087	N. LAZOS	1:38.100	1:38.418
14	N. FROST	33.769	E. JOHNSON	34.342	J. PELGRAVE	30.104	N. FROST	1:38.275	1:38.681
15	E. McCAUSLAND	33.815	N. FROST	34.449	E. ANDREW	30.176	E. ANDREW	1:38.466	1:38.817
16	O. LEWIS	34.029	E. ANDREW	34.547	E. JOHNSON	30.233	O. LEWIS	1:38.591	1:38.818
17	E. JOHNSON	34.197	N. LAZOS	34.601	O. LEWIS	30.251	E. JOHNSON	1:38.772	1:39.144
18	R. McADAM	34.526	R. McADAM	34.949	R. McADAM	30.579	R. McADAM	1:40.054	1:40.334

The results are provisional until the end of the time limit for protests and appeals.

Scott Lain
 Chief Timekeeper - Scott Lain

Tom Williams
 Race Director - Tom Williams



www.computime.com.au
 COMPUTIME RACE TIMING SYSTEMS PTY LTD





Round 5 : July 14 - 16

Morgan Park Raceway



ASBK.COM.AU f t i y

bLU cRU OCEANIA JUNIOR CUP

Overall Qualifying

PROVISIONAL MERGED CLASSIFICATION

Date: 15/07/23

Posted at: 14:52

Pos	No	Name	Machine	Event Q04	Event Q08	Fastest Lap
1	42	Riley NAUTA (QLD) / bLU cRU Yamaha / FIM Oceania / MA / Ricondi / Yamalube / Dunlop / Shark	Yamaha YZF-R15	1:37.257	1:35.457	1:35.457
2	74	Bodie PAIGE (QLD) / bLU cRU Yamaha / FIM Oceania / MA / Ricondi / Yamalube / Dunlop / Shark	Yamaha YZF-R15	1:35.743	1:35.538	1:35.538
3	69	Archie SCHMIDT (SA) / bLU cRU Yamaha / FIM Oceania / MA / Ricondi / Yamalube / Dunlop / Shark	Yamaha YZF-R15	1:37.184	1:35.796	1:35.796
4	55	Jake PAIGE (QLD) / bLU cRU Yamaha / FIM Oceania / MA / Ricondi / Yamalube / Dunlop / Shark	Yamaha YZF-R15	1:37.056	1:36.633	1:36.633
5	23	Jed FYFFE (NSW) / bLU cRU Yamaha / FIM Oceania / MA / Ricondi / Yamalube / Dunlop / Shark	Yamaha YZF-R15	1:36.995	1:36.759	1:36.759
6	40	Hunter CORNEY (QLD) / bLU cRU Yamaha / FIM Oceania / MA / Ricondi / Yamalube / Dunlop / Shark	Yamaha YZF-R15	1:38.006	1:36.942	1:36.942
7	73	Hunter CHARLETT (VIC) / bLU cRU Yamaha / FIM Oceania / MA / Ricondi / Yamalube / Dunlop / Shark	Yamaha YZF-R15	1:39.124	1:37.584	1:37.584
8	17	Haydn FORDYCE (VIC) / bLU cRU Yamaha / FIM Oceania / MA / Ricondi / Yamalube / Dunlop / Shark	Yamaha YZF-R15	1:38.072	1:37.643	1:37.643
9	37	Alexander CODEY (NSW) / bLU cRU Yamaha / FIM Oceania / MA / Ricondi / Yamalube / Dunlop / Shark	Yamaha YZF-R15	1:38.038	1:37.709	1:37.709
10	43	John PELGRAVE (QLD) / bLU cRU Yamaha / FIM Oceania / MA / Ricondi / Yamalube / Dunlop / Shark	Yamaha YZF-R15	1:38.136	1:37.732	1:37.732
11	61	Ella McCAUSLAND (VIC) / bLU cRU Yamaha / FIM Oceania / MA / Ricondi / Yamalube / Dunlop / Shark	Yamaha YZF-R15	1:37.993	1:37.795	1:37.795
12	20	Isaac AYAD (NSW) / bLU cRU Yamaha / FIM Oceania / MA / Ricondi / Yamalube / Dunlop / Shark	Yamaha YZF-R15	1:38.766	1:38.134	1:38.134
13	11	Nikolas LAZOS (VIC) / bLU cRU Yamaha / FIM Oceania / MA / Ricondi / Yamalube / Dunlop / Shark	Yamaha YZF-R15	1:39.403	1:38.418	1:38.418
14	26	Oscar LEWIS (NSW) / bLU cRU Yamaha / FIM Oceania / MA / Ricondi / Yamalube / Dunlop / Shark	Yamaha YZF-R15	1:38.450	1:38.818	1:38.450
15	99	Nixon FROST (VIC) / bLU cRU Yamaha / FIM Oceania / MA / Ricondi / Yamalube / Dunlop / Shark	Yamaha YZF-R15	1:38.527	1:38.681	1:38.527
16	18	Elijah ANDREW (NSW) / bLU cRU Yamaha / FIM Oceania / MA / Ricondi / Yamalube / Dunlop / Shark	Yamaha YZF-R15	1:39.832	1:38.817	1:38.817
17	31	Ethan JOHNSON (VIC) / bLU cRU Yamaha / FIM Oceania / MA / Ricondi / Yamalube / Dunlop / Shark	Yamaha YZF-R15	1:39.560	1:39.144	1:39.144
18	16	Rossi McADAM (WA) / bLU cRU Yamaha / FIM Oceania / MA / Ricondi / Yamalube / Dunlop / Shark	Yamaha YZF-R15	1:41.450	1:40.334	1:40.334

*** ALL RIDERS QUALIFY ***

The results are provisional until the end of the time limit for protests and appeals.

Scott Lain
 Chief Timekeeper - Scott Lain

Tom Williams
 Race Director - Tom Williams



www.computime.com.au
 COMPUTIME RACE TIMING SYSTEMS PTY LTD





Round 5 : July 14 - 16 Morgan Park Raceway



ASBK.COM.AU f t i y

bLU cRU OCEANIA GP JUNIOR CUP EVENTS 2, 4, & 9

PROVISIONAL MERGED GRID SHEET

Date: 15/07/23

Posted at: 14:52



1	42	1 R. NAUTA 1:35.457	74	2 B. PAIGE 1:35.538	69	3 A. SCHMIDT 1:35.796	
2		55	4 J. PAIGE 1:36.633	23	5 J. FYFFE 1:36.759	40	6 H. CORNEY 1:36.942
3	73	7 H. CHARLETT 1:37.584	17	8 H. FORDYCE 1:37.643	37	9 A. CODEY 1:37.709	
4		43	10 J. PELGRAVE 1:37.732	61	11 E. McCAUSLAND 1:37.795	20	12 I. AYAD 1:38.134
5	11	13 N. LAZOS 1:38.418	26	14 O. LEWIS 1:38.450	99	15 N. FROST 1:38.527	
6		18	16 E. ANDREW 1:38.817	31	17 E. JOHNSON 1:39.144	16	18 R. McADAM 1:40.334

Chief Timekeeper - Scott Lain

Race Director - Tom Williams







www.computime.com.au
COMPUTIME RACE TIMING SYSTEMS PTY LTD





Round 5 : July 14 - 16 Morgan Park Raceway



ASBK.COM.AU    

bLU cRU OCEANIA JUNIOR CUP Qualifying 2


Date: 15/07/23
Event: Q08
Weather: Sunny - Temp: 20.4C
Track: Dry - Temp: 34.1C

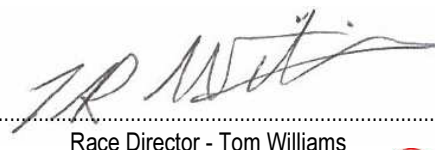
Started at: 14:26:17
Laps: 20 Min
Starters: 18
Posted at: 14:52

PROVISIONAL RACE INFORMATION

Time	Description
14:26:17	Event Start
14:46:27	Chequered Flag
14:47:35	Rider 73 (Hunter CHARLETT) RAN WIDE TURN 3 - STOPPED
14:48:50	Event Finish

The results are provisional until the end of the time limit for protests and appeals.


.....
Chief Timekeeper - Scott Lain


.....
Race Director - Tom Williams



www.computime.com.au
COMPUTIME RACE TIMING SYSTEMS PTY LTD

